

# ΚΑΤΑΛΟΓΟΣ 2024 χωρίς Φ.Π.Α.

		METZELER				PIRELLI				VeeMoto											
R I M	ΔΙΑΣΤΑΣΕΙΣ	METZELER	index	TL	€ <sup>0</sup> =	TIMH	PIRELLI	index	TL	€ <sup>0</sup> =	TIMH	VeeMoto	index	TL	€ <sup>0</sup> =	TIMH					
<b>ΠΑΠΙΑ</b>																					
ΠΑΠΙΑ	17"	60/100 - 17					SUPER-City (NEW)	33L	TT	€	38	V359-sport	33P	TT	€	25					
	!	2.50 - 17	ME22-sport/rf. (4PR)	43P	TT	=	39	ANGEL-City/rf.	43P	TT	=	39	V359-sport	38P	TT	=	27				
	!	2.75 - 17	ME22-sport/rf. (6PR)	47P	TT	=	42	ANGEL-City/rf.	47P	TT	o	42	V359-sport	41P	TT	=	30				
	!	2.50 - 17					SUPER-City (NEW)	38P	TT	€	39	V022-enduro	38R	TT	=	29					
	!	2.75 - 17					SUPER-City (NEW)/rf.	47P	TT	o	42	V022-enduro	47R	TT	=	33					
	!	2.75 - 17					City-Cross/rf.	47P	TT	o	42										
	!	70/90 - 17	"ANGEL-City--Παπιά" "ROSSO-Sport--Παπιά" "ANGEL-City--SuperΠαπιά" "ROSSO-Sport--SuperΠαπιά"					> ANGEL-City	38S	TL	€	40									
	!	80/90 - 17						> ANGEL-City	44S	TL	o	44									
	!	70/90 - 17						> ROSSO-Sport	38S	TL	=	48									
	!	80/90 - 17						> ROSSO-Sport	44S	TL	=	56									
!	90/80 - 17	> ANGEL-City						46S	TL	=	79										
!	120/70 - 17	> ANGEL-City						58S	TL	=	101										
!	90/80 - 17	> ROSSO-Sport						46S	TL	=	95										
!	120/70 - 17	> ROSSO-Sport						58S	TL	o	132										
!	14"	2.25 - 14															V020	24B	TT	=	19
ΠΑΠΙΑ	16"	2.1/4 - 16															V099/rf.	38J	TT	=	18
	!	2.1/2 - 16										V099/rf.	42J	TT	=	22					
	!	2.3/4 - 16										V099/rf.	46J	TT	=	29					
	!	17"	50/45 - 17									V223-magic	22P	TT	=	22					
	!	60/45 - 17										V223-magic	29P	TT	=	25					
	!	70/45 - 17										V223-magic	39P	TT	=	29					
	!	45/90 - 17										V360-satan	19S	TT	=	22					
	!	65/75 - 17										V266-Dragster	35S	TT	o	44					

		METZELER				PIRELLI				VeeMoto								
R I M	ΔΙΑΣΤΑΣΕΙΣ	METZELER	index	TL	€ <sup>0</sup> =	TIMH	PIRELLI	index	TL	€ <sup>0</sup> =	TIMH	VeeMoto	index	TL	€ <sup>0</sup> =	TIMH		
<b>SCOOTER (6" εως 11")</b>																		
SCOOTER	6"	5.4 - 6										V213	4PR	TT	o	53		
	!	8"	3.00 - 8										V113	37J	TT	=	20	
		!	3.50 - 8										V108 / V164-enduro	45J	TT	=	27	
		!	4.00 - 8										V108	55J	TT	=	28	
		!	10"	2.50 - 10									V018	39J	TT	=	22	
	SCOOTER	!	2.75 - 10										V119B	40J	TT	=	23	
		!	3.00 - 10										Samson-054	50J	TT	=	26	
		!	3.00 - 10	ROADTEC-scoot/rf.	50J	TL	=	39	ANGEL-scoot/rf.	50J	TL	=	39	V396-Manhattan	42J	TL	=	28
		!	3.50 - 10										Samson-054	59J	TT	=	27	
		!	3.50 - 10										V219-enduro	51J	TT	=	29	
!		3.50 - 10	ROADTEC-scoot/rf.	59J	TL	=	46	ANGEL-scoot/rf. (6PR)	59J	TL	=	46	V396-Manhattan/rf.	59J	TL	=	33	
!		80/90 - 10																
!		90/90 - 10	ROADTEC-scoot.	50J	TL	=	45	ANGEL-scoot.	44J	TL	=	40	V134	50J	TL	=	33	
!		100/80 - 10	ROADTEC-scoot.	53L	TL	=	46	ANGEL-scoot.	50J	TL	=	45	V396-Manhattan	53L	TL	=	33	
!		100/90 - 10	ROADTEC-scoot/rf.	61J	TL	=	46	ANGEL-scoot.	53L	TL	=	46	V396-Manhattan	56J	TL	=	33	
!	110/80 - 10	ROADTEC-scoot.	58L	TL	=	51	ANGEL-scoot.	56J	TL	=	46							
!	120/70 - 10	ROADTEC-scoot/rf.	54L	TL	=	54	ANGEL-scoot.	58J	TL	=	51	V396-Manhattan/rf.	54P	TL	=	39		
!	120/90 - 10	ROADTEC-scoot.	66L	TL	=	52	ANGEL-scoot/rf.	54L	TL	=	54	V119B	66L	TL	=	38		
!	120/90 - 10											V137-enduro	66M	TL	=	38		
!	130/70 - 10	ROADTEC-scoot/rf.	59L	TL	=	54	ANGEL-scoot.	66J	TL	=	52							
!	130/90 - 10	ROADTEC-scoot.	61L	TL	=	55	ANGEL-scoot/rf.	59L	TL	=	54	V137-enduro	66M	TL	=	41		

11"	110/70 - 11			ANGEL-scoot.	45L	TL	=	54	V396-Manhattan	45L	TL	=	40
!	120/70 - 11			ANGEL-scoot/rf.	56L	TL	=	54	V396-Manhattan/rf.	56L	TL	=	41
!	130/70 - 11	*ROADTEC-scoot/rf.	60L	TL	=	59			*V134	60L	TL	=	47

RIM		ΔΙΑΣΤΑΣΕΙΣ	METZELER	index	TL	ε <sup>0</sup>	TIMH	PIRELLI	index	TL	ε <sup>0</sup>	TIMH	VeeMoto	index	TL	ε <sup>0</sup>	TIMH
<b>SCOOTER (12" &amp; 13")</b>																	
SCOOTER	12"	3.00 - 12											V094	43J	TT	=	30
	!	90/90 - 12	ROADTEC-scoot.	44J	TL	=	63	ANGEL-scoot.	44J	TL	=	63	V396-Manhattan	44J	TL	=	44
	!	100/90 - 12	ROADTEC-scoot.	59J	TL	=	65	ANGEL-scoot.	59J	TL	=	65					
	!	110/70 - 12	ROADTEC-scoot.	47P	TL	=	54	ANGEL-scoot.	47P	TL	=	54	V396-Manhattan	47P	TL	=	40
	!	110/90 - 12	ROADTEC-scoot.	64P	TL	ε	70	ANGEL-scoot.	64P	TL	=	70	V396-Manhattan	64P	TL	=	52
	!	120/70 L 12						ANGEL-scoot.	51L	TL	=	55					
	!	120/70 P 12	ROADTEC-scoot.	51P	TL	o	61	ANGEL-scoot/rf.	58P	TL	o	61					
	!	120/70 P 12	ROADTEC-scoot.	51P	TL	=	61	ANGEL-scoot.	51P	TL	=	61	V396-Manhattan/rf.	58P	TL	=	45
	!	120/70 S 12						ANGEL-scoot.	51S	TL	ε	62					
	!	130/70 L 12	ROADTEC-scoot/rf.	62L	TL	o	59	ANGEL-scoot.	56L	TL	=	58					
	!	130/70 P 12	ROADTEC-scoot/rf.	62P	TL	o	65	ANGEL-scoot/rf.	62P	TL	=	65	V396-Manhattan/rf.	62P	TL	=	49
	!	140/70 - 12	ROADTEC-scoot.	60L	TL	=	69	ANGEL-scoot/rf.	65P	TL	o	74					
	!	120/80 - 12											V133-enduro	65J	TL	=	49
	!	130/80 - 12											V133-enduro	69J	TL	=	55
SCOOTER	13"	110/70 P 13	ROADTEC-scoot.	48P	TL	ε	61	ANGEL-scoot.	48P	TL	ε	61					
	!	110/70 S 13	ROADTEC-scoot/rf.	54S	TL	=	62	ANGEL-scoot.	48S	TL	ε	62					
	!	110/90 - 13	ROADTEC-scoot.	56P	TL	ε	71	ANGEL-scoot.	56P	TL	ε	71	V119B	56P	TL	ε	49
	!	120/70 - 13	ROADTEC-scoot.	53L	TL	=	60	ANGEL-scoot.	53P	TL	ε	62					
	!	130/60 - 13	ROADTEC-scoot.	53L	TL	=	57	ANGEL-scoot/rf.	60P	TL	=	62	V396-Manhattan/rf.	60P	TL	=	48
	!	130/70 - 13	ROADTEC-scoot/rf.	63P	TL	o	71	ANGEL-scoot/rf.	63P	TL	o	71	V119C/rf.	63P	TL	o	51
	!	140/60 - 13	ROADTEC-scoot/rf.	63P	TL	o	77	ANGEL-scoot/rf.	63P	TL	o	77					
	!	140/70 - 13						ANGEL-scoot.	61P	TL	o	79					
	!	150/70 - 13	ROADTEC-scoot.	64S	TL	o	87	ANGEL-scoot.	64S	TL	o	87					
	!	150/70 - 13						ROSSO-scoot.	64S	TL	o	89					

RIM		ΔΙΑΣΤΑΣΕΙΣ	METZELER	index	TL	ε <sup>0</sup>	TIMH	PIRELLI	index	TL	ε <sup>0</sup>	TIMH	VeeMoto	index	TL	ε <sup>0</sup>	TIMH
<b>SCOOTER (14")</b>																	
SCOOTER	14"	80/80 - 14	ROADTEC-scoot/rf.	43S	TL	=	42	ANGEL-scoot/rf.	43S	TL	ε	42					
	!	80/90 - 14						ROSSO-Sport	40S	TL	=	44	V396-Manhattan/rf.	46P	TL	=	32
	!	90/80 - 14	ROADTEC-scoot/rf.	49S	TL	ε	45	ANGEL-scoot/rf.	49S	TL	=	45					
	!	90/90 - 14	ROADTEC-scoot.	46P	TL	ε	55	ROSSO-Sport	46S	TL	=	57	V396-Manhattan	46P	TL	=	43
	!	100/80 - 14	ROADTEC-scoot/rf.	54S	TL	=	62	ANGEL-scoot/rf.	54S	TL	=	62	V396-Manhattan/rf.	54P	TL	=	47
	!	100/80 - 14						ROSSO-Sport	48S	TL	=	63					
	!	100/90 - 14	ROADTEC-scoot/rf.	57P	TL	o	73	ANGEL-scoot/rf.	57P	TL	o	73	V396-Manhattan/rf.	57P	TL	=	55
	!	100/90 - 14						ROSSO-Sport/rf.	57S	TL	o	76					
	!	110/70 - 14						ANGEL-scoot/rf.	56S	TL	=	78					
	!	110/80 - 14	ROADTEC-scoot/rf.	59S	TL	ε	61	ANGEL-scoot/rf.	59S	TL	=	61	V396-Manhattan/rf.	59S	TL	=	47
	!	110/80 - 14						MT15-Mandrake/rf.	59J	TL	o	61					
	!	120/70 - 14	ROADTEC-scoot.	55S	TL	=	73	ANGEL-scoot.	55P	TL	=	72	V396-Manhattan	55S	TL	=	54
	!	120/70 - 14						ROSSO-scoot.	55S	TL	ε	74					
	!	120/80 - 14	ROADTEC-scoot.	58S	TL	=	79	ANGEL-scoot.	58P	TL	=	78	V119B	58S	TL	=	57
!	120/80 - 14						ROSSO-scoot.	58S	TL	=	80						
!	140/60 P 14	ROADTEC-scoot/rf.	64P	TL	o	84	ANGEL-scoot/rf.	64P	TL	o	84						
!	140/60 S 14						ANGEL-scoot/rf.	64S	TL	o	86						

O T E R	!	140/70 P 14	ROADTEC-scoot/rf.	68P	TL	o	89	ANGEL-scoot/rf.	68P	TL	o	89		
	!	140/70 S 14	ROADTEC-scoot/rf.	68S	TL	o	91	ANGEL-scoot/rf.	68S	TL	o	91	V475-Emperor (NEW)	62S TL o 72
	!	150/70 P 14						ANGEL-scoot.	66P	TL	o	96		
	!	150/70 S 14	ROADTEC-scoot.	66S	TL	o	98	ANGEL-scoot.	66S	TL	o	98	V475-Emperor (NEW)	66S TL o 79
	!	150/70 S 14						ANGEL-sco. Beverly-350	66S	TL	o	98		
	!	150/70 S 14						ROSSO-scoot.	66S	TL	o	100		

R I M		ΔΙΑΣΤΑΣΕΙΣ	METZELER	index	TL	ε <sup>o</sup>	TIMH	PIRELLI	index	TL	ε <sup>o</sup>	TIMH	VeeMoto	index	TL	ε <sup>o</sup>	TIMH	
<b>SCOOTER (15" &amp; 16")</b>																		
S C O O T E R	!	15"	80/90 - 15										V396-Manhattan	47P	TL	ε	49	
	!	120/70 P 15						ANGEL-scoot.	56P	TL	ε	79	V224	56P	TL	ε	58	
	!	120/70 S 15	ROADTEC-scoot.	56S	TL	ε	80	ANGEL-scoot.	56S	TL	ε	80	V475-Emperor (NEW)	56S	TL	ε	64	
	!	120/70 S 15						ROSSO-scoot.	56S	TL	ε	82						
	!	130/80 - 15						ANGEL-scoot.	63S	TL	o	97	V224	63P	TL	o	73	
	!	140/70 - 15						Sport-DEMON/rf.	69P	TL	o	102						
	S C O O T E R	!	16"	80/80 - 16					MT15-Mandrake/rf.	45J	TL	ε	50	V144/rf.	46J	TL	=	35
		!	90/80 - 16						MT15-Mandrake/rf.	51J	TL	=	57	V144/rf.	52J	TL	=	40
		!	90/80 - 16						ANGEL-scoot/rf.	51S	TL	=	57	V396-Manhattan/rf.	51S	TL	=	43
		!	100/80 - 16	ROADTEC-scoot.	50P	TL	ε	70	ANGEL-scoot.	50P	TL	ε	70	V396-Manhattan/rf.	50S	TL	=	50
!		110/70 P 16	ROADTEC-scoot.	52P	TL	=	86	ANGEL-scoot.	52P	TL	=	86						
!		110/70 S 16	ROADTEC-scoot.	52S	TL	ε	87	ANGEL-scoot.	52S	TL	ε	87	V396-Manhattan	52S	TL	=	62	
!		120/70 - 16						Sport-DEMON	57P	TL	ε	89						
!		120/80 - 16	ROADTEC-scoot.	60P	TL	o	83	ANGEL-scoot.	60P	TL	o	83	V396-Manhattan	60S	TL	=	59	
!		130/70 P 16						ANGEL-scoot.	61P	TL	o	100						
!		130/70 S 16	ROADTEC-scoot.	61S	TL	o	102	ANGEL-scoot.	61S	TL	o	102	V396-Manhattan	61S	TL	=	75	
S C O O T E R	!	130/80 - 16	ROADTEC-scoot.	64P	TL	o	107	ANGEL-scoot.	64P	TL	o	107						
	!	140/70 - 16	ROADTEC-scoot.	65P	TL	o	98	ANGEL-scoot.	65P	TL	o	98	V396-Manhattan	65S	TL	=	74	

<b>SCOOTER "Rosso-RACE-SC" / Karoo-Street</b>																	
S C O O T E R	!	12"	100/90 - 12					> ROSSO-SC/rf. (+RACE)	64P	TL	ε	79					
	!	120/80 - 12						> ROSSO-SC (+RACE)	55P	TL	o	94					
	!	14"	140/70 P 14	KAROO-Street m+s	62P	TL	o	165	> ROSSO-SC (+RACE)	62S	TL	o	102				
	!	15"	120/70 P 15	KAROO-Street m+s	56P	TL	ε	140	> ROSSO-SC (+RACE)	56S	TL	ε	91				

**< RACE >**  
**SCOOTER**

R I M		ΔΙΑΣΤΑΣΕΙΣ	METZELER	index	TL	ε <sup>o</sup>	TIMH	PIRELLI	index	TL	ε <sup>o</sup>	TIMH	PIRELLI	index	TL	ε <sup>o</sup>	TIMH
<b>SCOOTER (HRadial / SRadial / Rally-STR)</b>																	
H R - S R	!	14"	120/70 HR 14	Feel-Free (HR)	55HR	TL	ε	121	ROSSO-scoot. (HR)	55HR	TL	ε	149				
	!	160/60 HR 14	Feel-Free (HR)	65HR	TL	o	142	ROSSO-scoot. (HR)	65HR	TL	o	176					
	!	15"	120/70 HR 15	Feel-Free (HR)	56HR	TL	ε	123	ROSSO-scoot. (HR)	56HR	TL	ε	152				
	!	160/60 HR 15	Feel-Free (HR)	67HR	TL	o	148	ROSSO-scoot. (HR)	67HR	TL	o	184	Sco.-Rally-STR m+s	67HR	TL	o	207
	!	16"	120/70 HR 16						ROSSO-scoot. (HR)	57HR	TL	ε	159				
	!	130/70 SR 16	ROADTEC-scoot. (SR)	61SR	TL	o	143	ANGEL-scoot. (SR)	61SR	TL	o	143					
!	17"	120/70 HR 17						ROSSO-scoot. (HR)	58HR	TL	ε	143	Sco.-Rally-STR m+s	58HR	TL	ε	185

<b>Track--RACE (Slick)</b>																	
S L I C K	!	17"	100/70 R 17					> SBKslick SC1 (RACE)	NHS	TL	ε	257					
	!	120/70 R 17						> SBKslick SC1>2 (RACE)	NHS	TL	o	305					
	!	110/70 R 17						> SBKslick SC1 (RACE)	NHS	TL	ε	246					
	!	140/70 R 17						> SBKslick SC1>2 (RACE)	NHS	TL	o	275					
	!	120/70 R 17	> RRslick K1>2 (RACE)	NHS	TL	ε	267	> SBKslick SC1>3 (RACE)	NHS	TL	ε	296					

**< RACE >**

C K	!	125/70 R 17	>	RRslick K1 (RACE)	NHS	TL	€	292	>	SBKslick SC1>3 (RACE)	NHS	TL	€	312	SLICK
	!	180/60 R 17	>	RRslick K1>2 (RACE)	NHS	TL	o	348							
	!	190/60 R 17							>	SBKslick SCX>1 (RACE)	NHS	TL	o	420	
	!	200/60 R 17	>	RRslick K0>2 (RACE)	NHS	TL	o	402	>	SBKslick SC0>3 (RACE)	NHS	TL	o	448	
	!	200/65 R 17	>	RRslick K0 (RACE)	NHS	TL	o	438	>	SBKslick SCX>3 (RACE)	NHS	TL	o	452	

Track--RACE (SM--Supermoto)															
S M	17"	125/75 R 420 16,5	>	SMslick K1>2 (RACE)	NHS	TL	€	215	>	SM-RAIN (RACE)	NHS	TL	€	246	< RACE > SuperMoto
	!	125/75 R 17	>	SMslick K1>2 (RACE)	NHS	TL	€	211	>	SM-RAIN (RACE)	NHS	TL	€	246	
	!	165/55 R 17	>	SMslick K0>2 (RACE)	NHS	TL	o	275	>	SM-RAIN (RACE)	NHS	TL	o	322	

Track--DAYS (TD--Slick)															
T D	17"	120/70 R 17	>	TDslick (RACE)	NHS	TL	€	232							< RACE > TD--SLICK
	!	180/55 R 17	>	TDslick (RACE)	NHS	TL	o	267							
	!	180/60 R 17	>	TDslick (RACE)	NHS	TL	o	272							
	!	190/55 R 17	>	TDslick (RACE)	NHS	TL	o	275							
	!	200/55 R 17	>	TDslick (RACE)	NHS	TL	o	285							

Track--RACE (Χαραχτά--Γόμεις)															
Γ Ο Μ Ε Σ	17"	110/70 VR 17	>	RRχαραχ. K1 (RACE)	54V	TL	€	274	>	ScorsaV4 SC1 (RACE)	54V	TL	€	315	< RACE > ΧΑΡΑΧΤΑ
	!	120/70 ZR 17	>	RRχαραχ. K1>2 (RACE)	(58W)	TL	€	293	>	ScorsaV4 SC1>2 (RACE)	58V	TL	€	349	
	!	140/70 VR 17	>	RRχαραχ. K1 (RACE)	66V	TL	o	314	>	ScorsaV4 SC1 (RACE)	66V	TL	o	363	
	!	180/60 ZR 17	>	RRχαραχ. K1>2 (RACE)	(75W)	TL	o	379	>	ScorsaV4 SC0>2 (RACE)	75V	TL	o	474	
	!	200/55 ZR 17	>	RRχαραχ. K1>2 (RACE)	(78W)	TL	o	411	>	ScorsaV4 SC1>2 (RACE)	78V	TL	o	495	

Track--ROAD (SP-V2 / SP-V4)															
T - R O A D	17"	110/70 ZR 17								SuperCorsa--V4 {SP}	54W	TL	€	211	
	!	120/70 ZR 17								SuperCorsa--V4 {SP}	(58W)	TL	€	272	*SuperCorsa-V2 {SP} (58W) TL € 163
	!	140/70 ZR 17								SuperCorsa--V4 {SP}	66W	TL	o	244	
	!	150/60 ZR 17								SuperCorsa--V4 {SP}	66W	TL	o	254	
	!	180/55 ZR 17								SuperCorsa--V4 {SP}	(73W)	TL	o	310	*SuperCorsa-V2 {SP} (73W) TL o 221
	!	190/50 ZR 17								SuperCorsa--V4 {SP}	(73W)	TL	o	325	
	!	190/55 ZR 17								SuperCorsa--V4 {SP}	(75W)	TL	o	333	*SuperCorsa-V2 {SP} (75W) TL o 235
	!	200/55 ZR 17								SuperCorsa--V4 {SP}	(78W)	TL	o	349	
	!	200/60 ZR 17								SuperCorsa--V4 {SP}	(80W)	TL	o	415	

Track--ROAD / HYPERSPORT															
T R A C K - R O A D	17"	120/70 ZR 17		M9 RR Sportec	(58W)	TL	€	204		Diablo-ROSSO IV	(58W)	TL	€	215	ROSSO IV Corsa (58W) TL € 230
	!	160/60 ZR 17		M9 RR Sportec	(69W)	TL	o	255		Diablo-ROSSO IV	(69W)	TL	o	269	
	!	180/55 ZR 17		M9 RR Sportec	(73W)	TL	o	269		Diablo-ROSSO IV	(73W)	TL	o	283	ROSSO IV Corsa (73W) TL o 303
	!	180/60 ZR 17		M9 RR Sportec	(75W)	TL	o	278						ROSSO IV Corsa (75W) TL o 314	
	!	190/50 ZR 17		M9 RR Sportec	(73W)	TL	o	283		Diablo-ROSSO IV	(73W)	TL	o	295	ROSSO IV Corsa (73W) TL o 318
	!	190/55 ZR 17		M9 RR Sportec	(75W)	TL	o	292		Diablo-ROSSO IV	(75W)	TL	o	306	ROSSO IV Corsa (75W) TL o 326
	!	200/55 ZR 17		M9 RR Sportec	(78W)	TL	o	297		Diablo-ROSSO IV	(78W)	TL	o	312	ROSSO IV Corsa (78W) TL o 343
	!	200/60 ZR 17								Diablo-ROSSO IV	(80W)	TL	o	322	ROSSO IV Corsa (80W) TL o 379
	19"	120/70 ZR 19		M9 RR Sportec	60W	TL	€	195							
	17"	170/60 ZR 17		M9 RR Sportec	72W	TL	o	250							







E T		120/70 - 17	ROSSO-Sport-Superman		> ROSSO-Sport	58S TL = 132	
S T R E E T	17"	3.00 - 17	ME22-sport/rf.	50P TT = 55			V158 47P TT = 41
	!	80/90 - 17			ANGEL-City (Παπί)	44S TL o 44	
	!	80/100 - 17			ANGEL-City	46S TL ε 94	
	!	90/90 - 17			ANGEL-City	49S TL = 95	
	!	100/70 - 17			ANGEL-City	49S TL o 97	
	!	100/80 <> 17	RoadTec-01	52H TL ε 104	ANGEL-City	52S TL ε/o 103	V396-Manhattan 52P TL ε 67
	!	100/80 - 17			ROSSO-Sport	52S TL = 109	
	!	100/90 - 17			ANGEL-City	55S TL o 108	
	!	110/70 - 17			ANGEL-City	54S TL = 105	
	!	110/70 - 17	RoadTec-01	54H TL ε 123	ROSSO-Sport	54S TL = 112	
	!	110/80 - 17	RoadTec-01	57H TL ε 135			
	!	130/70 - 17	RoadTec-01	62H TL o 153	ANGEL-City	62S TL o 115	V396-Manhattan 62P TL o 82
	!	130/70 - 17			ROSSO-Sport	62S TL o 127	
	!	130/80 - 17	RoadTec-01	65H TL o 169			
	S T R E E T	!	140/70 - 17	*SPORTEC-Street 2	66S TL = 137	ANGEL-City	66S TL o 129
!		140/70 - 17	RoadTec-01	66H TL o 174	ROSSO-Sport	66S TL o 138	
!		140/80 - 17	RoadTec-01	69V TL o 196			
!		150/60 - 17			ANGEL-City	66S TL o 140	
!		150/60 - 17			ROSSO-Sport	66S TL o 149	
!	150/70 - 17	RoadTec-01	69V TL o 204				

R I M		ΔΙΑΣΤΑΣΕΙΣ	METZELER	index TL ε <sup>o</sup> = TIMH	PIRELLI	index TL ε <sup>o</sup> = TIMH	VeeMoto	index TL ε <sup>o</sup> = TIMH
<b>STREET "S / H / V" (18" εως 19")</b>								
S T R E E T	18"	2.75 - 18	ME22-sport/rf.	48P TL = 60	SUPER-City {NEW}	42P TL ε 60	V160/rf.	48P TL = 44
	!	3.00 - 18	ME22-sport/rf.	52P TL = 79			V160	47P TL = 52
	!	3.00 - 18	ME77-Perfect	47S TL = 99	City-DEMON	47S TL ε 92		
	!	3.25 - 18	ME22-sport/rf.	59P TT = 84				
	!	3.50 - 18	ME22-sport/rf.	62P TT = 95				
	!	80/100 - 18	RoadTec-01	47P TL ε 96				
	!	90/90 - 18	RoadTec-01	51P TL o 105	SUPER-City {NEW}	51P TL o 79	V160	57P TT = 54
	!	100/90 - 18	RoadTec-01	56H TL ε 142			V160	56S TL = 73
	!	100/90 - 18	RoadTec-01	56V TL ε 153				
	!	110/90 - 18	RoadTec-01	61H TL o 161				
	!	120/80 - 18	RoadTec-01	62H TL o 168				
	!	130/80 - 18	Lasertec	(66V) TL o 199				
	!	19"	100/90 - 19	Lasertec	57V TL ε 175			
	!	90/90 <> 19	RoadTec-01	52H TL ε 135			V158	52S TT ε 65
	!	100/90 - 19	RoadTec-01	57V TL ε 157				

## ENDURO

<b>ENDURO--ST+ (MT60--RS)</b>								
M T 6 0	17"	120/70 ZR 17			MT60-RS	(58W) TL ε 189		
	!	160/60 HR 17			MT60-RS	69HR TL o 248		
	!	180/55 ZR 17			MT60-RS	(73W) TL o 295		
	!	18"	110/80 HR 18			MT60-RS	58HR TL ε 237	
	!	120/70 ZR 18			MT60-RS	(59W) TL ε 248		

R I M		ΔΙΑΣΤΑΣΕΙΣ	METZELER	index TL ε <sup>o</sup> = TIMH	PIRELLI	index TL ε <sup>o</sup> = TIMH	PIRELLI	index TL ε <sup>o</sup> = TIMH
-------	--	------------	----------	--------------------------------	---------	--------------------------------	---------	--------------------------------



**ENDURO--ST+ (Tourance--NEXT 2 / Scorpion-Trail II / Trail-III NEW)**

E N D U R O - S T +	17"	120/70 ZR 17				Scorpion-Trail II (58W) TL ε 168		Sco.Trail III {NEW} (58W) TL ε 197
	!	130/80 VR 17	Tourance-NEXT 2	65V TL o	179	Scorpion-Trail II 65V TL o 168		Sco.Trail III {NEW} 65V TL o 194
	!	140/80 VR 17	Tourance-NEXT 2	69V TL o	203	Scorpion-Trail II 69V TL o 189		Sco.Trail III {NEW} 69V TL o 217
	!	160/60 ZR 17				Scorpion-Trail II (69W) TL o 183		Sco.Trail III {NEW} (69W) TL o 203
	!	180/55 ZR 17				Scorpion-Trail II (73W) TL o 249		Sco.Trail III {NEW} (73W) TL o 287
	!	190/55 ZR 17				Scorpion-Trail II (75W) TL o 259		<b>Scorpion-Trail III {NEW}</b>
	18"	100/90 - 18						Sco.Trail III {NEW} 56V TL ε 142
	!	150/70 VR 18	Tourance-NEXT 2	70V TL o	185	Scorpion-Trail II 70V TL o 172		Sco.Trail III {NEW} 70V TL o 226
	19"	100/90 - 19	Tourance-NEXT 2	57V TL ε	158			Sco.Trail III {NEW} 57V TL ε 165
	21"	90/90 - 21	Tourance-NEXT 2	54V TL ε	149	Scorpion-Trail II 54V TL ε 139		Sco.Trail III {NEW} (54V) TL ε 172
E N D U R O - S T +	19"	110/80 VR 19	Tourance-NEXT 2	59V TL ε	159	Scorpion-Trail II 59V TL ε 149		Sco.Trail III {NEW} 59V TL ε 172
	17"	150/70 VR 17	Tourance-NEXT 2	69V TL o	198	Scorpion-Trail II 69V TL o 185		Sco.Trail III {NEW} 69V TL o 213
	19"	120/70 VR 19	Tourance-NEXT 2 / B	60V TL ε	160	Scorpion-Trail II 60V TL ε 149		Sco.Trail III {NEW} 60V TL ε 173
	17"	170/60 VR 17	Tourance-NEXT 2 / B	72V TL o	204	Scorpion-Trail II 72V TL o 189		Sco.Trail III {NEW} 72V TL o 217
	19"	120/70 ZR 19	Tourance-NEXT 2	60W TL ε	164	Scorpion-Trail II D 60W TL ε 151		Sco.Trail III / D {NEW} 60W TL ε 175
	17"	170/60 ZR 17	Tourance-NEXT 2	72W TL o	210	Scorpion-Trail II D 72W TL o 194		Sco.Trail III / D {NEW} 72W TL o 225

**ENDURO--ST+ (Tourance--NEXT)**

E N D U R O - S T +	19"	110/80 VR 19	*Tourance-NEXT	59V TL ε	149			
	17"	150/70 VR 17	*Tourance-NEXT	69V TL o	187			
	19"	120/70 VR 19	*Tourance-NEXT	60V TL ε	149			
	17"	170/60 VR 17	*Tourance-NEXT	72V TL o	190			

R I M ΔΙΑΣΤΑΣΕΙΣ METZELER index TL ε<sup>o</sup> TIMH PIRELLI index TL ε<sup>o</sup> TIMH VeeMoto index TL ε<sup>o</sup> TIMH

**ENDURO--ST (Tourance--NEW)**

E N D U R O - S T	17"	120/90 - 17	Tourance (NEW)	64S TT o	119			
	!	130/80 S 17	Tourance (NEW)	65S TT o	135			
	!	130/80 SR 17	Tourance (NEW)	65S TL o	137			
	!	130/80 HR 17	Tourance (NEW)	65H TL o	146			
	!	140/80 HR 17	Tourance (NEW)	69H TL o	164			
	18"	120/80 - 18	Tourance (NEW)	62S TT o	108			
	19"	100/90 S 19	Tourance (NEW)	57S TT ε	119			
	!	100/90 H 19	Tourance (NEW)	57H TL ε	128			
	21"	90/90 S 21	Tourance (NEW)	54S TT ε	119			
	!	90/90 H 21	Tourance (NEW)	54H TL ε	128			
E N D U R O - S T	19"	110/80 H 19	Tourance (NEW)	59H TL ε	121			
	17"	150/70 HR 17	Tourance (NEW)	69H TL o	168			
	19"	110/80 VR 19	Tourance (NEW)	59V TL ε	128			
17"	150/70 VR 17	Tourance (NEW)	69V TL o	172				

**KAROO--4 / Scorpion-Rally "DESERT"**

K A R O O	17"	130/80 - 17	KAROO-4 m+s (RAD)	65Q TL o	212			V474 Hitman-55 (A/T) 65Q TL o 103
	!	140/80 - 17	KAROO-4 m+s (RAD)	69Q TL o	224			
	18"	140/80 - 18	KAROO-4 m+s	70S TL o	216	Sco. Rally Race / Deser 70R TT o 228		V474 Hitman-55 (A/T) 70Q TL o 115
	!	150/70 - 18	KAROO-4 m+s (RAD)	70T TL o	227			V474 Hitman-55 (A/T) 70Q TL o 132
	19"	100/90 - 19	KAROO-4 m+s	57S TL ε	209			
	21"	90/90 - 21	KAROO-4 m+s	54T TL ε	174	Sco. Rally Race / Deser 54R TT ε 173		V474 Hitman-55 (A/T) 54Q TL ε 89
	19"	110/80 - 19	KAROO-4 m+s (RAD)	59T TL ε	212			V474 Hitman-55 (A/T) 59Q TL ε 93
	17"	150/70 - 17	KAROO-4 m+s (RAD)	69T TL o	235			V474 Hitman-55 (A/T) 69Q TL o 128
	19"	120/70 - 19	KAROO-4 m+s (RAD)	60T TL ε	212			

17"	170/60 - 17	KAROO-4 m+s (RAD)	72T	TL	o	266						
-----	-------------	-------------------	-----	----	---	-----	--	--	--	--	--	--

R I M	ΔΙΑΣΤΑΣΕΙΣ	METZELER					PIRELLI					VeeMoto							
		index	TL	ε <sup>o</sup>	=	TIMH	index	TL	ε <sup>o</sup>	=	TIMH	index	TL	ε <sup>o</sup>	=	TIMH			
<b>ENDURO--AT</b>																			
E N D U R O - A T	14"	180/80 - 14									V275 (A/T) {Rear}	78P	TT	o	114				
	16"	120/90 - 16									V163 (A/T)	63P	TL	o	87				
	17"	3.00 - 17										V022 (A/T)	48R	TT	=	44			
		4.60 - 17										V022 (A/T)	62R	TT	o	76			
	!	110/90 - 17								MT60 (A/T)	60P	TT	o	132	V307 (A/T)	60P	TL	o	91
	!	120/90 - 17	Sahara-3 (A/T)	64S	TT	o	143	MT60 (A/T)	64S	TT	o	143	V163 (A/T)	64T	TT	o	92		
	!	130/80 - 17	Sahara-3 (A/T) MST	65S	TT	o	146	MT60 (A/T) MST	65H	TL	o	146	V163 (A/T)	65S	TL	o	99		
	!	130/80 - 17	Sahara-3 (A/T)	65T	TL	o	158												
	!	140/80 - 17	Sahara-3 (A/T) MST	69H	TT	o	162	MT60 (A/T) MST	69H	TL	o	162							
	E N D U R O - A T	18"	3.00 - 18										V022 (A/T)	52R	TT	=	50		
!		4.10 - 18										V221 (A/T)	60P	TT	o	76			
!		4.60 - 18										V221 (A/T)	63P	TT	o	85			
!		120/80 - 18	Sahara-3 (A/T) MST	62S	TT	o	139												
!		130/80 - 18										V274 (A/T) {Front}	66P	TT	ε	85			
!		140/80 - 18	Sahara-3 (A/T) MST	70S	TT	o	162												
!		150/70 VR 18						*Sco. MT90 (A/T)	70V	TL	o	213							
19"		2.75 - 19											V022 (A/T)	49R	TT	=	40		
		!	90/90 - 19						MT60 (A/T)	52P	TT	ε	105	V307 (A/T)	52P	TL	ε	76	
		!	90/100 - 19										V163 (A/T)	55P	TL	ε	77		
	!	100/90 - 19						MT60 (A/T)	57H	TL	ε	121							
21"	2.75 - 21											V221 (A/T)	45P	TT	ε	50			
	!	3.00 - 21										V221 (A/T)	51P	TT	ε	58			
	!	90/90 - 21	Sahara-3 (A/T) MST	54S	TT	ε	122	MT60 (A/T) MST	54H	TL	ε	122	V163 (A/T)	54S	TL	ε	77		
	!	90/90 - 21	Sahara-3 (A/T) MST	54H	TL	ε	131	*Sco. MT90 (A/T)	54V	TL	ε	155							

R I M	ΔΙΑΣΤΑΣΕΙΣ	METZELER					PIRELLI					VeeMoto				
		index	TL	ε <sup>o</sup>	=	TIMH	index	TL	ε <sup>o</sup>	=	TIMH	index	TL	ε <sup>o</sup>	=	TIMH
<b>ENDURO--Street / Rally</b>																
E N D U R O - S T R	17"	110/70 <> 17	KAROO-Street m+s	54S	TL	ε	201	Sco.-Rally-STR m+s	54H	TL	ε	184				
	!	120/70 <> 17	KAROO-Street m+s	58V	TL	ε	206	Sco.-Rally-STR m+s	58H	TL	ε	185				
	!	130/80 VR 17	KAROO-Street m+s	65V	TL	o	243	Sco.-Rally-STR m+s	65V	TL	o	232				
	!	140/70 - 17	KAROO-Street m+s	66S	TL	o	202									
	!	140/80 VR 17	KAROO-Street m+s	69V	TL	o	238	Sco.-Rally-STR m+s	69V	TL	o	234				
	!	150/60 HR 17						Sco.-Rally-STR m+s	66H	TL	o	213				
	!	180/55 VR 17	KAROO-Street m+s	73V	TL	o	333	Sco.-Rally-STR m+s	73V	TL	o	318				
	18"	110/80 HR 18						Sco.-Rally-STR m+s	58H	TL	ε	197				
		!	150/70 VR 18	KAROO-Street m+s	70V	TL	o	235	Sco.-Rally-STR m+s	70V	TL	o	228			
	19"	100/90 - 19	KAROO-Street m+s	57V	TL	ε	208	Sco.-Rally-STR m+s	57V	TL	ε	199				
21"	90/90 - 21	KAROO-Street m+s	54V	TL	ε	179	Sco.-Rally-STR m+s	54V	TL	ε	174					
19"	110/80 VR 19	KAROO-Street m+s	59V	TL	ε	219	Sco.-Rally-STR m+s	59V	TL	ε	208					
	17"	150/70 VR 17	KAROO-Street m+s	69V	TL	o	243	Sco.-Rally-STR m+s	69V	TL	o	233				
	19"	120/70 VR 19	KAROO-Street m+s	60V	TL	ε	217	Sco.-Rally-STR m+s	60V	TL	ε	209				
17"	170/60 VR 17	KAROO-Street m+s	72V	TL	o	275	Sco.-Rally-STR m+s	72V	TL	o	266					

<b>ENDURO XC (Mid-HARD)</b>																
18"	100/100 - 18							Scorpion-XC (mid-HARD)	59R	TT	o	109				

X C	!	110/100 - 18			Scorpion-XC (mid-HARD) 64M TT o 116		
	!	140/80 - 18			Scorpion-XC (mid-HARD) 70M TT o 124		
	21"	80/100 - 21			Scorpion-XC (mid-HARD) 51R TT ε 89		

R I M		ΔΙΑΣΤΑΣΕΙΣ	METZELER	index TL $\frac{\epsilon}{o}$	TIMH	PIRELLI	index TL $\frac{\epsilon}{o}$	TIMH	VeeMoto	index TL $\frac{\epsilon}{o}$	TIMH	
<b>ENDURO (FIM)</b>												
E N D U R O - F I M	18"	110/80 - 18	MCE-6days (MEDIUM)	58R	o	124						
	!	120/90 - 18	MCE-6days (MEDIUM)	65M	o	126						
	!	130/90 - 18	MCE-6days (Standard)	69M	o	129						
	!	140/80 - 18	MCE-6days (ExtraSOFT)	70M white	o	148						
	!	140/80 - 18	MCE-6days (SuperSOFT)	70M green	o	145						
	!	140/80 - 18	MCE-6days (SOFT)	70M orange	o	136						
	!	140/80 - 18	MCE-6days (MEDIUM)	70M red	o	129						
	!	140/80 - 18	MCE-6days (Standard)	70M	o	129			V211 (FIM)	70R FIM	o	83
	21"	80/90 - 21	MCE-6days (Standard)	48R	ε	87						
	!	90/90 - 21	MCE-6days (SOFT)	54M orange	ε	99						
	!	90/90 - 21	MCE-6days (Standard)	54R	ε	92			V211 (FIM)	54R FIM	ε	58
	!	90/100 - 21	MCE-6days (SuperSOFT)	57M green	ε	119						
!	90/100 - 21	MCE-6days (Standard)	57R	ε	107							

<b>ENDURO (Rally--Cross)</b>													
R A L L Y - C R O S S	17"	4.10 - 17							V147 (Rally-Cross)	67P TT	o	59	
	!	120/90 - 17				MT21 Rally-Cross	64R TT	o	121				
	!	130/90 - 17				MT21 Rally-Cross	68P TT	o	128	V147 (Rally-Cross)	68P TT	o	93
	18"	110/80 - 18				MT21 Rally-Cross	58P TT	o	92				
	!	120/80 - 18				MT21 Rally-Cross	62R TT	o	117				
	!	120/90 - 18				MT21 Rally-Cross	65R TT	o	124	V147 (Rally-Cross)	69R TT	o	89
	!	130/90 - 18				MT21 Rally-Cross	69R TT	o	128				
	!	140/80 - 18				MT21 Rally-Cross	70R TT	o	130	V147 (Rally-Cross)	70R TT	o	92
	21"	80/90 - 21				MT21 Rally-Cross	48P TT	ε	71				
	!	90/90 - 21				MT21 Rally-Cross	54R TT	ε	83	V147 (Rally-Cross)	54R TT	ε	59

R I M		ΔΙΑΣΤΑΣΕΙΣ	METZELER	index TL $\frac{\epsilon}{o}$	TIMH	PIRELLI	index TL $\frac{\epsilon}{o}$	TIMH	VeeMoto	index TL $\frac{\epsilon}{o}$	TIMH		
<b>CROSS (JUNIOR Mid-SOFT)</b>													
J U N I O R - M X	10"	2.50 - 10				> MX32 (RACE Mid-SOFT)	33J TT	ε	52	> V140 (Mid-SOFT)	33J TT	=	24
	!	2.75 - 10				> MX32 (RACE Mid-SOFT)	37J TT	o	81				
	12"	60/100 - 12				> MX32 (RACE Mid-SOFT)	36M TT	ε	60				
	!	80/100 - 12				> MX32 (RACE Mid-SOFT)	50M TT	o	92	> V140 (Mid-SOFT)	41M TT	o	44
	14"	60/100 - 14				> MX32 (RACE Mid-SOFT)	29M TT	ε	61				
	!	90/100 - 14				> MX32 (RACE Mid-SOFT)	49M TT	o	101				
	16"	90/100 - 16				> MX32 (RACE Mid-SOFT)	51M TT	o	106	> V140 (Mid-SOFT)	51M TT	o	59
	17"	70/100 - 17				> MX32 (RACE Mid-SOFT)	40M TT	ε	76	> V140 (Mid-SOFT)	40M TT	=	40
	19"	70/100 - 19				> MX32 (RACE Mid-SOFT)	42M TT	ε	86	> V140 (Mid-SOFT)	42M TT	ε	45
	<b>&lt; RACE--Junior &gt; Mid--SOFT</b>												

<b>CROSS (Mid-HARD)</b>													
M I D - H A	18"	100/100 - 18	MC360 (Mid-HARD)	59M TT	o	109			Force A/T (Mid-HARD)	59M TT	o	76	
	!	110/100 - 18	MC360 (Mid-HARD)	64M TT	o	114			Force A/T (Mid-HARD)	64M TT	o	79	
	!	120/100 - 18	MC360 (Mid-HARD)	68M TT	o	118							
	!	140/80 - 18	MC360 (Mid-HARD)	70M TT	o	126							
	19"	100/90 - 19				MX-EXTRA (Mid-HARD)	57M TT	o	109	V500 (Mid-HARD)	57M TT	o	78
	!	110/90 - 19	*MC360 (Mid-HARD)	62M TT	o	117	MX-EXTRA (Mid-HARD)	62M TT	o	117	V500 (Mid-HARD)	62M TT	o

R D	!	120/80 - 19	*MC360 (Mid-HARD)	63M	TT	o	121										
	!	80/100 - 21						MX-EXTRA (Mid-HARD)	51M	TT	ε	87	Force/500 (Mid-HARD)	51M	TT	ε	63
	!	90/90 - 21	MC360 (Mid-HARD)	54M	TT	ε	93										

CROSS (Mid-HARD / RACE)																	
R A C E	19"	!	100/90 - 19	>	MC360R (Mid-HARD)	NHS	TT	o	115	>	MX32 (Mid-HARD)	NHS	TT	o	124	< RACE > Mid--HARD	
	!	110/90 - 19	>	MC360R (Mid-HARD)	NHS	TT	o	120	>	MX32 (Mid-HARD)	NHS	TT	o	129			
	!	120/80 - 19	>	MC360R (Mid-HARD)	NHS	TT	o	124	>	MX32 (Mid-HARD)	NHS	TT	o	134			
	21"	!	80/100 - 21	>	MC360R (Mid-HARD)	MST	TT	ε	92	>	MX32 (Mid-HARD)	MST	TT	ε	99		

CROSS (Mid-SOFT)																	
RIM	ΔΙΑΣΤΑΣΕΙΣ	METZELER	index	TL	ε <sup>o</sup>	TIMH	PIRELLI	index	TL	ε <sup>o</sup>	TIMH	VeeMoto	index	TL	ε <sup>o</sup>	TIMH	
M - S O F T	18"	!	100/100 - 18		MC360 (Mid-SOFT)	59M	TT	o	109								
	!	110/100 - 18		MC360 (Mid-SOFT)	64M	TT	o	114									
	!	120/80 - 18		MC360 (Mid-SOFT)	62R	TT	o	114									
	!	120/100 - 18		MC360 (Mid-SOFT)	68M	TT	o	118									
	!	140/80 - 18		MC360 (Mid-SOFT)	70M	TT	o	126									
	21"	!	90/90 - 21		MC360 (Mid-SOFT)	54M	TT	ε	93								

CROSS (Mid-SOFT / RACE)																	
R A C E	19"	!	100/90 - 19	>	MC360R (Mid-SOFT)	NHS	TT	o	118	>	MX32 (Mid-SOFT)	NHS	TT	o	129	< RACE > Mid--SOFT	
	!	110/85 - 19							>	MX32 (Mid-SOFT)	NHS	TT	o	127			
	!	110/90 - 19	>	MC360R (Mid-SOFT)	NHS	TT	o	123	>	MX32 (Mid-SOFT)	NHS	TT	o	135			
	!	120/80 - 19	>	MC360R (Mid-SOFT)	NHS	TT	o	127	>	MX32 (Mid-SOFT)	NHS	TT	o	139			
	!	120/90 - 19							>	MX32 (Mid-SOFT)	NHS	TT	o	143			
	21"	!	80/100 - 21	>	MC360R (Mid-SOFT)	MST	TT	ε	96	>	MX32 (Mid-SOFT)	MST	TT	ε	103		
	!	90/100 - 21							>	MX32 (Mid-SOFT)	M+S	TT	ε	108			

MOUSSE (Enduro / Cross)																	
M O U S S E	18"	!	140/80 - 18		MOUSSE (E-18H1)	End-Med.	METZ	184									
	21"	!	90/90 - 21		MOUSSE (E-21C1)	End-Med.	METZ	184									
	!	90/100 - 21		MOUSSE (E-21C2)	End-Med.	METZ	184										
	19"	!	110/90 - 19							MOUSSE (X-19E1)	MX-Med.	PIR	184				
	!	120/80 - 19								MOUSSE (X-19F1)	MX-Med.	PIR	184				
	21"	!	80/100 - 21							MOUSSE (X-21B2)	MX-Med.	PIR	184				
	GEL	!	GEL--Mousse		MOUSSE--GEL (Can x 1 Kg.)	METZELER	53			MOUSSE--GEL (Can x 1 Kg.)	PIRELLI	53					

ATV "ON / OFF"																	
RIM	ΔΙΑΣΤΑΣΕΙΣ	METZELER	index	TL	ε <sup>o</sup>	TIMH	PIRELLI	index	TL	ε <sup>o</sup>	TIMH	VeeMoto	index	TL	ε <sup>o</sup>	TIMH	
A T V	6"	!	145/70 - 6									V196 WorkHorse	2PR	TL	=	32	
	7"	!	16 x 8 - 7									V196 WorkHorse	2PR	TL	=	44	
	8"	!	22 x 11 - 8									V337 Enduro	2PR	TL	=	93	
A T V	9"	!	22 x 11 - 9									V337 Enduro	2PR	TL	=	112	
	12"	!	24 x 8 - 12									V326F Enduro	4PR	TL	ε	98	
	!	24 x 10 - 12										V326R Enduro	4PR	TL	o	101	
A T V	8"	!	20 x 7 - 8									V208 Speedway	4PR	TL	=	59	
	10"	!	21 x 7 - 10									V208 Speedway	4PR	TL	=	67	
	!	22 x 8 - 10										V208 Speedway	4PR	TL	=	72	
A T V	!	22 x 11 - 10										V189 Grizzly	4PR	TL	=	123	
	12"	!	25 x 8 - 12									V189 Grizzly	4PR	TL	=	112	

25 x 10 - 12

V189 Grizzly 4PR TL = 127

### ΑΕΡΟΘΑΛΑΜΟΙ "CROSS"

C R O S S	18"	100/100 - 18				Αερθ. Vee--CROSS TR4 HD	17,0	
	!	110/100 - 18	Αερθ. CROSS (CR-18F) {100 > 140 - 18}	26,0	Αερθ. CROSS (21B-18) {100 > 140 - 18}	26,0	Αερθ. Vee--CROSS TR4 HD	18,0
	!	120/100 - 18					Αερθ. Vee--CROSS TR4 HD	19,0
	19"	100/90 - 19					Αερθ. Vee--CROSS TR4 HD	17,0
	!	110/90 - 19	Αερθ. CROSS (CR-19E) {100 > 120 - 19}	26,0	Αερθ. CROSS (21B-19) {100 > 120 - 19}	26,0	Αερθ. Vee--CROSS TR4 HD	18,0
	!	120/80 - 19					Αερθ. Vee--CROSS TR4 HD	19,0
	21"	80/100 - 21	Αερθ. CROSS (CR-21D) {80 > 90 - 21}	23,0	Αερθ. CROSS (10B-21) {80 > 90 - 21}	23,0	Αερθ. Vee--CROSS TR4 HD	16,0

R I M	ΔΙΑΣΤΑΣΕΙΣ	METZELER	valve	ίσα {90}	TIMH	PIRELLI	valve	ίσα {90}	TIMH	VeeMoto	valve	ίσα {90}	TIMH
-------------	------------	----------	-------	-------------	------	---------	-------	-------------	------	---------	-------	-------------	------

### ΑΕΡΟΘΑΛΑΜΟΙ "SAMSON"

S A M S O N	3.00/3.50 - 10									> Αερθ. SAMSON (bag) TR87 {90}		5,7
	2.00/2.25 - 17									> Αερθ. SAMSON (bag) TR4 ίσα		4,9
	2.25/2.50 - 17									> Αερθ. SAMSON (bag) TR4 ίσα		5,1
	2.50/2.75 - 17									> Αερθ. SAMSON (bag) TR4 ίσα		5,4

SAMSON--Tubes < In Bag > (by VeeRubber)

### ΑΕΡΟΘΑΛΑΜΟΙ (ΜΟΤΟ εως 14")

A E P O Θ A Λ A M O I	6"	5.4 - 6								Αερθ. VeeMoto (box) TR87 {90}		11,3	
	8"	2.50 - 8								Αερθ. VeeMoto (box) TR87 {90}		6,5	
	!	3.00 - 8								Αερθ. VeeMoto (box) TR87 {90}		6,5	
	!	3.50/4.00 - 8								Αερθ. VeeMoto (box) TR87 {90}		7,5	
	10"	2.50/2.75 - 10				MA-10	TR4	ίσα	11,0	Αερθ. VeeMoto (box) TR87 {90}		6,5	
	!	3.00/3.50 - 10	*Me D-10 (Off-8mm)	TR4	ίσα	11,3	10-C10 (Off-5mm)	TR87	{90}	11,0	> Αερθ. SAMSON (bag) TR87 {90}		5,7
	!	3.50/4.00 - 10								Αερθ. VeeMoto (box) TR87 {90}		8,9	
	!	120/130 - 10								Αερθ. VeeMoto (box) TR87 {90}		8,9	
	12"	60/100 - 12				MH-12	TR4	ίσα	13,5				
	!	80/100 - 12				MA-12	TR4	ίσα	13,5				
	!	3.00/3.25 - 12								Αερθ. VeeMoto (box) TR4 ίσα		7,5	
	!	120/130 - 12								Αερθ. VeeMoto (box) TR87 {90}		9,9	
	13"	130/60 - 13								Αερθ. VeeMoto (box) TR87 {90}		9,5	
	14"	2.00/2.25 - 14				MA-14 (60/100 - 14)	TR4	ίσα	13,5	Αερθ. VeeMoto (box) TR4 ίσα		5,7	
	!	2.75/3.00 - 14								Αερθ. VeeMoto (box) TR4 ίσα		6,9	
	!	4.10 - 14				MB-14 (90/110 - 14)	TR4	ίσα	13,5	Αερθ. VeeMoto (box) TR4 ίσα		8,7	
	!	180/80 - 14								Αερθ. VeeMoto (box) TR4 ίσα		19,8	

R I M	ΔΙΑΣΤΑΣΕΙΣ	METZELER	valve	ίσα {90}	TIMH	PIRELLI	valve	ίσα {90}	TIMH	VeeMoto	valve	ίσα {90}	TIMH
-------------	------------	----------	-------	-------------	------	---------	-------	-------------	------	---------	-------	-------------	------

### ΑΕΡΟΘΑΛΑΜΟΙ (ΜΟΤΟ 15" εως 21")

A E P O Θ A Λ A M O I	15"	130/140 - 15	Me F-16	TR4	(15+16)	13,5	MD-16	TR4	(15+16)	13,5	Αερθ. VeeMoto (box) TR87 ή TR4		10,2
	!	170/80 - 15	Me E-15	TR4	ίσα	22,0					Αερθ. VeeMoto (box) TR87 {90}		19,8
	16"	2.00/2.25 - 16					7A-16 (2.25 / 2.50 - 16)	TR4	ίσα	11,0	Αερθ. VeeMoto (box) TR4 ίσα		5,9
	!	2.50/2.75 - 16									Αερθ. VeeMoto (box) TR4 ίσα		6,5
	!	3.00/3.25 - 16									Αερθ. VeeMoto (box) TR4 ίσα		7,8
	!	3.25/3.50 - 16	Me C-16	TR4	ίσα	13,5	MB-16	TR4	ίσα	13,5	Αερθ. VeeMoto (box) TR4 ίσα		7,8
	!	4.50/5.10 - 16	Me F-16	TR4	(15+16)	13,5	MD-16	TR4	(15+16)	13,5	Αερθ. VeeMoto (box) TR4 ίσα		11,5
	17"	45/90 - 17									Αερθ. VeeMoto (box) TR4 ίσα		5,2
	!	2+2.1/2 - 16+17									Αερθ. VeeMoto (box) TR4 (16+17)		5,7

Π	Ο	Θ	Α	Λ	Α	Μ	Ο	I	!	2.00/2.25 - 17				2.25/2.50 - 17				2.50/2.75 - 17				2.75/3.00 - 17				120/80+90 - 17				4.50/5.10 - 17								
										Me	CD-17	TR4	ίσα	13,5	Me	CD-17	TR4	ίσα	13,5	Me	E-17*	TR4	ίσα	13,5	Me	F-17B	TR4	ίσα	13,5	Me	C-18	TR4	ίσα	13,5	Me	E-18Y	TR4	ίσα
									18"	2.50/2.75 - 18	Me <td>C-18</td> <td>TR4</td> <td>ίσα</td> <td>13,5</td> <td>7A-17</td> <td>TR4</td> <td>ίσα</td> <td>11,0</td> <td>&gt;</td> <td>Αερθ. SAMSON (bag)</td> <td>TR4</td> <td>ίσα</td> <td>4,9</td> <td>&gt;</td> <td>Αερθ. SAMSON (bag)</td> <td>TR4</td> <td>ίσα</td> <td>5,1</td> <td>&gt;</td> <td>Αερθ. SAMSON (bag)</td> <td>TR4</td> <td>ίσα</td> <td>5,4</td> <td>Αερθ. VeeMoto (box)</td> <td>TR4</td> <td>ίσα</td> <td>7,5</td>	C-18	TR4	ίσα	13,5	7A-17	TR4	ίσα	11,0	>	Αερθ. SAMSON (bag)	TR4	ίσα	4,9	>	Αερθ. SAMSON (bag)	TR4	ίσα	5,1	>	Αερθ. SAMSON (bag)	TR4	ίσα	5,4	Αερθ. VeeMoto (box)	TR4	ίσα	7,5
									!	3.00/3.25 - 18					MA-17	TR4	ίσα	13,5		Αερθ. VeeMoto (box)	TR4	ίσα	10,7		Αερθ. VeeMoto (box)	TR4	ίσα	11,8		Αερθ. VeeMoto (box)	TR4	ίσα	6,8	Αερθ. VeeMoto (box)	TR4	ίσα	7,9	
									!	3.25/4.10 - 18	Me <td>E-18Y</td> <td>TR4</td> <td>ίσα</td> <td>13,5</td> <td>MC-17</td> <td>TR4</td> <td>ίσα</td> <td>13,5</td> <td></td> <td>Αερθ. VeeMoto (box)</td> <td>TR4</td> <td>ίσα</td> <td>8,1</td> <td></td> <td>Αερθ. VeeMoto (box)</td> <td>TR4</td> <td>ίσα</td> <td>11,2</td> <td></td> <td>Αερθ. VeeMoto (box)</td> <td>TR4</td> <td>ίσα</td> <td>7,7</td> <td>Αερθ. VeeMoto (box)</td> <td>TR4</td> <td>ίσα</td> <td>8,5</td>	E-18Y	TR4	ίσα	13,5	MC-17	TR4	ίσα	13,5		Αερθ. VeeMoto (box)	TR4	ίσα	8,1		Αερθ. VeeMoto (box)	TR4	ίσα	11,2		Αερθ. VeeMoto (box)	TR4	ίσα	7,7	Αερθ. VeeMoto (box)	TR4	ίσα	8,5
									!	4.00/4.50 - 18	Me <td>F-18Y</td> <td>TR4</td> <td>ίσα</td> <td>13,5</td> <td>MD-17</td> <td>TR4</td> <td>ίσα</td> <td>13,5</td> <td></td> <td>Αερθ. VeeMoto (box)</td> <td>TR4</td> <td>ίσα</td> <td>8,3</td> <td></td> <td>Αερθ. VeeMoto (box)</td> <td>TR4</td> <td>ίσα</td> <td>8,5</td> <td></td> <td>Αερθ. VeeMoto (box)</td> <td>TR4</td> <td>ίσα</td> <td>8,3</td> <td>Αερθ. VeeMoto (box)</td> <td>TR4</td> <td>ίσα</td> <td>8,5</td>	F-18Y	TR4	ίσα	13,5	MD-17	TR4	ίσα	13,5		Αερθ. VeeMoto (box)	TR4	ίσα	8,3		Αερθ. VeeMoto (box)	TR4	ίσα	8,5		Αερθ. VeeMoto (box)	TR4	ίσα	8,3	Αερθ. VeeMoto (box)	TR4	ίσα	8,5
									19"	2.75/3.00 - 19	Me <td>D-19</td> <td>TR4</td> <td>ίσα</td> <td>13,5</td> <td>MA-18</td> <td>TR4</td> <td>ίσα</td> <td>13,5</td> <td></td> <td>Αερθ. VeeMoto (box)</td> <td>TR4</td> <td>ίσα</td> <td>7,7</td> <td></td> <td>Αερθ. VeeMoto (box)</td> <td>TR4</td> <td>ίσα</td> <td>8,5</td> <td></td> <td>Αερθ. VeeMoto (box)</td> <td>TR4</td> <td>ίσα</td> <td>8,3</td> <td>Αερθ. VeeMoto (box)</td> <td>TR4</td> <td>ίσα</td> <td>8,5</td>	D-19	TR4	ίσα	13,5	MA-18	TR4	ίσα	13,5		Αερθ. VeeMoto (box)	TR4	ίσα	7,7		Αερθ. VeeMoto (box)	TR4	ίσα	8,5		Αερθ. VeeMoto (box)	TR4	ίσα	8,3	Αερθ. VeeMoto (box)	TR4	ίσα	8,5
									!	3.25/4.10 - 19	Me <td>E-19</td> <td>TR4</td> <td>ίσα</td> <td>13,5</td> <td>MB-18</td> <td>TR4</td> <td>ίσα</td> <td>13,5</td> <td></td> <td>Αερθ. VeeMoto (box)</td> <td>TR4</td> <td>ίσα</td> <td>8,5</td> <td></td> <td>Αερθ. VeeMoto (box)</td> <td>TR4</td> <td>ίσα</td> <td>8,5</td> <td></td> <td>Αερθ. VeeMoto (box)</td> <td>TR4</td> <td>ίσα</td> <td>8,3</td> <td>Αερθ. VeeMoto (box)</td> <td>TR4</td> <td>ίσα</td> <td>8,5</td>	E-19	TR4	ίσα	13,5	MB-18	TR4	ίσα	13,5		Αερθ. VeeMoto (box)	TR4	ίσα	8,5		Αερθ. VeeMoto (box)	TR4	ίσα	8,5		Αερθ. VeeMoto (box)	TR4	ίσα	8,3	Αερθ. VeeMoto (box)	TR4	ίσα	8,5
									21"	2.75/3.00 - 21	Me <td>C/D-21</td> <td>TR4</td> <td>ίσα</td> <td>13,5</td> <td>MD-18</td> <td>TR4</td> <td>ίσα</td> <td>13,5</td> <td></td> <td>Αερθ. VeeMoto (box)</td> <td>TR4</td> <td>ίσα</td> <td>8,3</td> <td></td> <td>Αερθ. VeeMoto (box)</td> <td>TR4</td> <td>ίσα</td> <td>8,5</td> <td></td> <td>Αερθ. VeeMoto (box)</td> <td>TR4</td> <td>ίσα</td> <td>8,3</td> <td>Αερθ. VeeMoto (box)</td> <td>TR4</td> <td>ίσα</td> <td>8,5</td>	C/D-21	TR4	ίσα	13,5	MD-18	TR4	ίσα	13,5		Αερθ. VeeMoto (box)	TR4	ίσα	8,3		Αερθ. VeeMoto (box)	TR4	ίσα	8,5		Αερθ. VeeMoto (box)	TR4	ίσα	8,3	Αερθ. VeeMoto (box)	TR4	ίσα	8,5
									!	90/90 - 21	Me <td>C/D-21</td> <td>TR4</td> <td>ίσα</td> <td>13,5</td> <td>MA-19</td> <td>TR4</td> <td>ίσα</td> <td>13,5</td> <td></td> <td>Αερθ. VeeMoto (box)</td> <td>TR4</td> <td>ίσα</td> <td>8,3</td> <td></td> <td>Αερθ. VeeMoto (box)</td> <td>TR4</td> <td>ίσα</td> <td>8,5</td> <td></td> <td>Αερθ. VeeMoto (box)</td> <td>TR4</td> <td>ίσα</td> <td>8,3</td> <td>Αερθ. VeeMoto (box)</td> <td>TR4</td> <td>ίσα</td> <td>8,5</td>	C/D-21	TR4	ίσα	13,5	MA-19	TR4	ίσα	13,5		Αερθ. VeeMoto (box)	TR4	ίσα	8,3		Αερθ. VeeMoto (box)	TR4	ίσα	8,5		Αερθ. VeeMoto (box)	TR4	ίσα	8,3	Αερθ. VeeMoto (box)	TR4	ίσα	8,5
														MA-21	TR4	ίσα	13,5		Αερθ. VeeMoto (box)	TR4	ίσα	8,3		Αερθ. VeeMoto (box)	TR4	ίσα	8,5		Αερθ. VeeMoto (box)	TR4	ίσα	8,3	Αερθ. VeeMoto (box)	TR4	ίσα	8,5		
														MA-21	TR4	ίσα	13,5		Αερθ. VeeMoto (box)	TR4	ίσα	8,3		Αερθ. VeeMoto (box)	TR4	ίσα	8,5		Αερθ. VeeMoto (box)	TR4	ίσα	8,3	Αερθ. VeeMoto (box)	TR4	ίσα	8,5		

**METZELER** 



Racetec-RR



Racetec-SM



Racetec-RR Slick



TD Slick



Sportec M9RR



Sportec M7RR

**PIRELLI**



SuperCorca-V3



Diablo-Superbike



SuperCorca-V2



RossoCorsa II

NEW PRODUCT




Rosso 4 Corsa




Diablo Rosso IV


**VeeMoto**




V-099




V-108




V-119B




V-119C




V-133




V-134




V-137




V-144




V-158




V-159




V-160




V-165




V-195



V-219



V-223



V-224

**METZELER** 



Sportec M5 Interact



Sportec Street2



Roadtec-01 SE



Roadtec-01



Roadtec Z8 Interact



Roadtec-Z6

**PIRELLI**



Diablo Rosso III



Diablo Rosso II



Angel GT II



Angel GT



Angel ST



Night Dragon

**VeeMoto**



V-342



V-359



V-319F



V-319R



396 Manhattan



V-393F



V-393R



V-022



V-140



V-147



V-163



V-211



V-221



V-307



V-500

**METZELER** 



Cruisetec



ME-888



ME-77



ME-22



Roadtec Scooter



Feelfree

**PIRELLI**



Rosso Sport



Angel City



City Demon



Sport Demon




Scorpion Trail II




Scorpion-Rally STR

**VeeMoto**


**ATV**



V-189 Gizzly



V-208 Speedway




V-326 Enduro




V-337 Enduro



V-259 Venom




V-260 Venom



V-196 Workhorse



Trak Atac



E4 Road Fr



E4 Road

**METZELER** 



Tourance Next 2



Tourance Next



Tourance Next 2



Tourance Next

**PIRELLI**



MT-60 RS



MT-90 AT



MT-60 RS



MT-90 AT

**METZELER** 



Sportec M9 RR

**PIRELLI**



Rosso 4 Corsa

**VeeMoto**



V-396 Manhattan



V-396 Manhattan

